

Westpac KiwiSaver Cash

Fund Information


Launch Date	01/10/2007
Sector	Currency - New Zealand Dollar
Domicile	New Zealand
Currency	NZD
Price (Bid/Mid) (as at 22/08/2019)	\$1.43
Manager name	n/a
Manager Since Date	n/a
Fund Size	\$360.73m at 31/07/2019
Number of Holdings	n/a
Yield	n/a
Dividend dates	
MII	n/a
Minimum Regular Savings	n/a
AMC	0.30%
Performance Fee	0%
TFF	0.44%
Launch Price	n/a
Legal Structure	Superannuation
Membership Fee	\$27.00

Fund Objective

The Fund aims to provide stable returns over the short term. The Fund invests in income assets of a short term nature such as bank deposits, floating rate notes and money market securities. Volatility is expected to be the lowest of the Funds.

Asset Breakdown (as at 30/06/2019)

Cash & Cash Equivalents 100.00%



Region Breakdown (as at 30/06/2019)

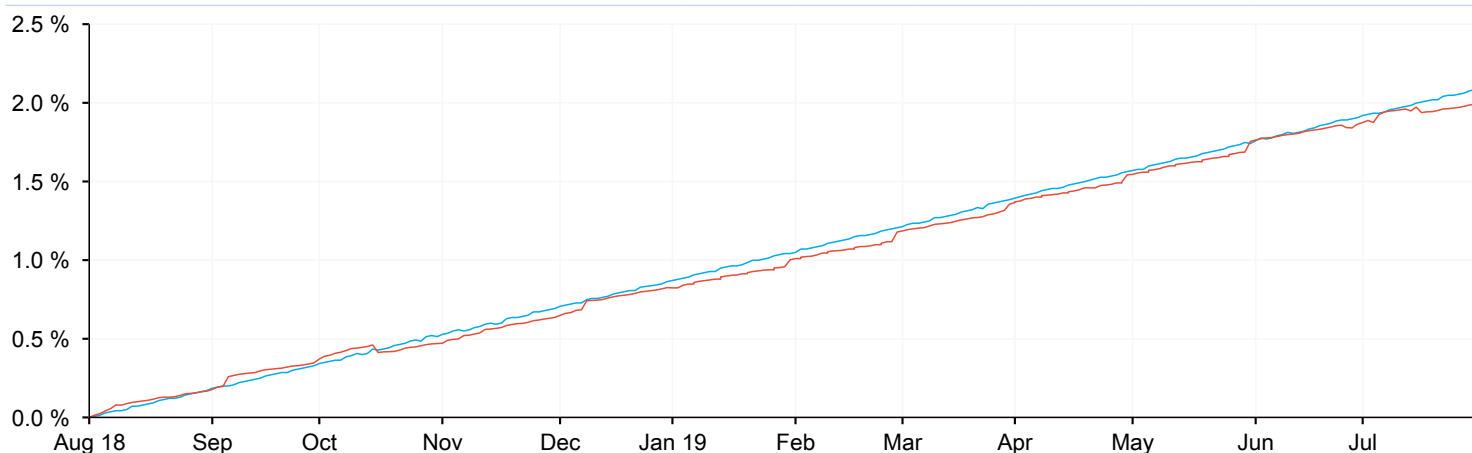
Money Market 100.00%



Westpac KiwiSaver Cash

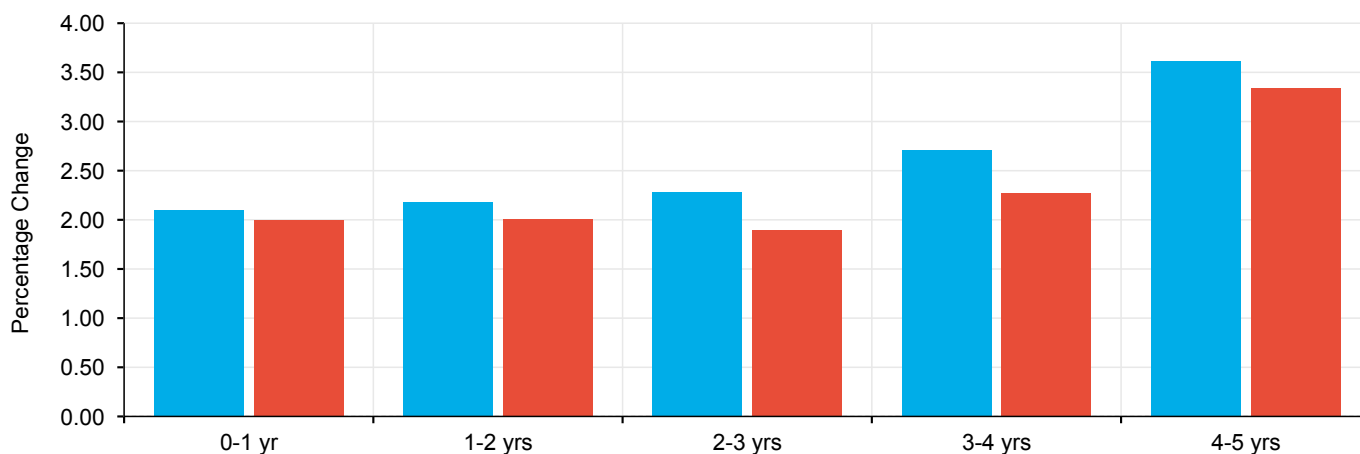
Cumulative Performance (%) (as at 31/07/2019)

	3m	6m	1 yr	3 yrs	5 yrs	10 yrs	Since launch
Westpac KiwiSaver Cash	0.52	1.04	2.10	6.70	13.55	30.94	43.07
Currency - New Zealand Dollar	0.45	0.98	2.00	6.03	12.06	28.48	n/a



Discrete Performance (%) (as at 31/07/2019)

	0-1 yr	1-2 yrs	2-3 yrs	3-4 yrs	4-5 yrs
Westpac KiwiSaver Cash	2.10	2.18	2.28	2.71	3.61
Currency - New Zealand Dollar	2.00	2.01	1.90	2.27	3.34



Risk Statistics

FE Risk Score	Sharpe	Volatility
n/a	0.00	0.04