

# Westpac KiwiSaver Balanced

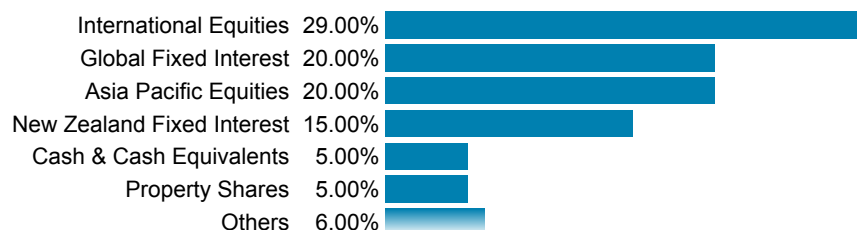
## Fund Information

Launch Date	01/10/2007
Sector	Diversified Balanced
Domicile	New Zealand
Currency	NZD
Price (Bid/Mid) (as at 08/12/2017)	\$1.77
Manager name	n/a
Manager Since Date	n/a
Fund Size	\$1281.83m at 30/11/2017
Number of Holdings	n/a
Yield	n/a
Dividend dates	
MII	n/a
Minimum Regular Savings	n/a
AMC	0.65%
Performance Fee	0%
TFF	0.84%
Launch Price	n/a
Legal Structure	Superannuation
Membership Fee	\$27.00

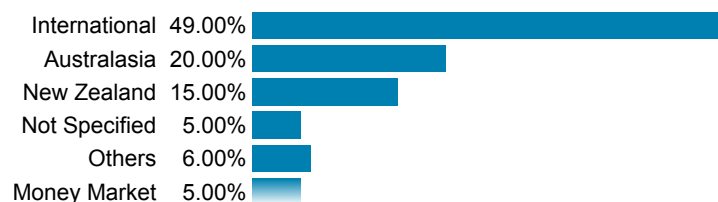
## Fund Objective

The Fund aims to provide medium returns over the medium to long term. The Fund has a higher benchmark allocation to growth assets than to income assets. Volatility is expected to be higher than the Moderate Fund but lower than the Growth Fund.

## Asset Breakdown (as at 30/09/2017)



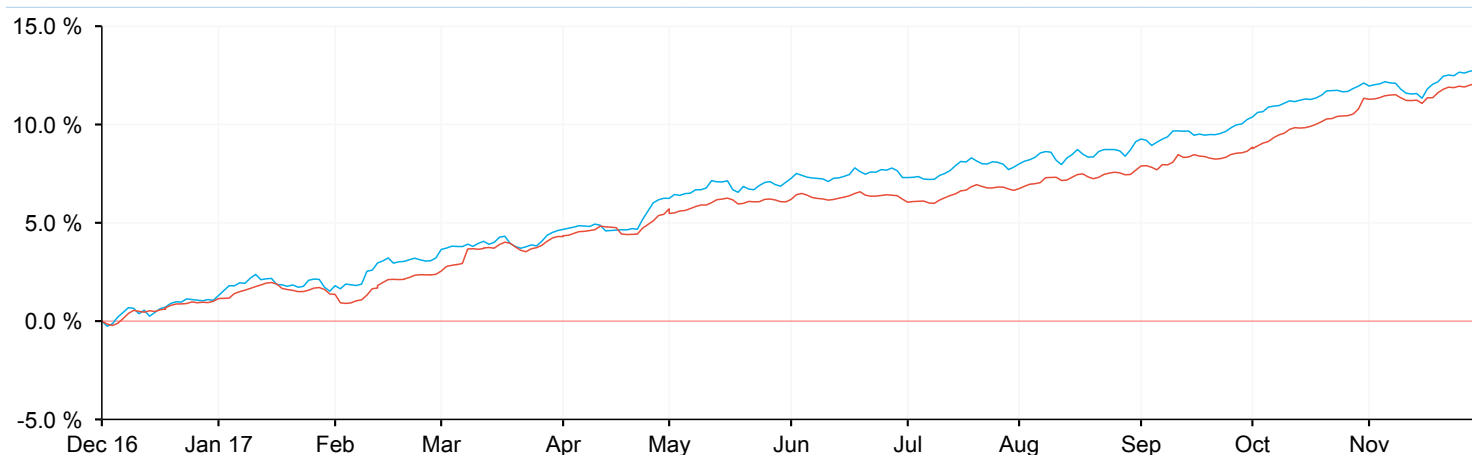
## Region Breakdown (as at 30/09/2017)



# Westpac KiwiSaver Balanced

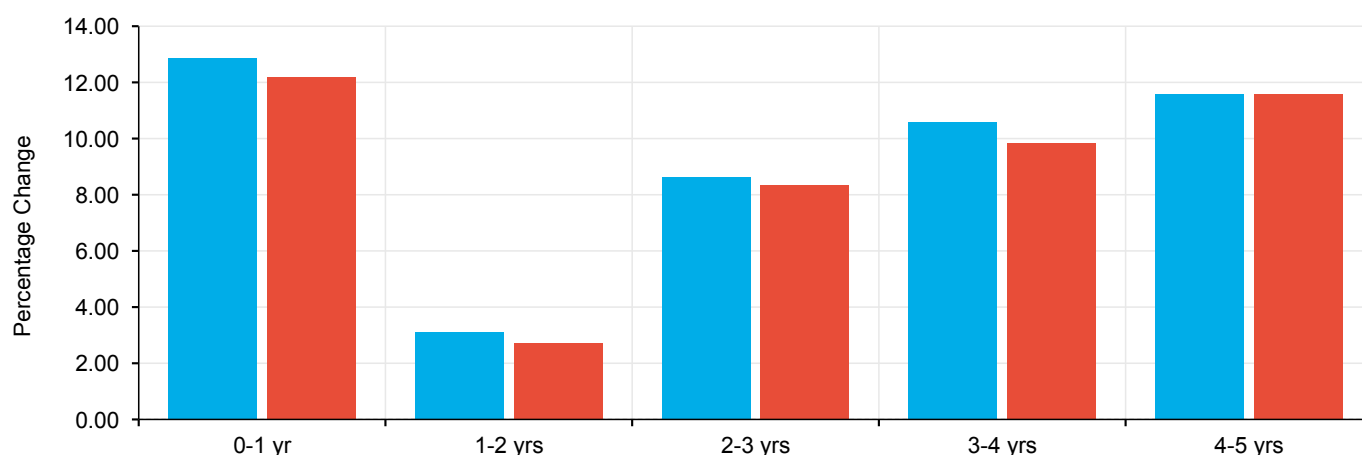
## Cumulative Performance (%) (as at 30/11/2017)

	3m	6m	1 yr	3 yrs	5 yrs	10 yrs	Since launch
Westpac KiwiSaver Balanced	3.52	5.72	12.86	26.40	55.98	80.48	77.95
Diversified Balanced	4.24	5.82	12.19	24.88	53.06	76.37	n/a



## Discrete Performance (%) (as at 30/11/2017)

	0-1 yr	1-2 yrs	2-3 yrs	3-4 yrs	4-5 yrs
Westpac KiwiSaver Balanced	12.86	3.12	8.62	10.59	11.58
Diversified Balanced	12.19	2.73	8.35	9.84	11.58



## Risk Statistics

FE Risk Score	Sharpe	Volatility
n/a	1.06	4.36