

# QuayStreet Income

## Fund Information

Launch Date	24/09/2014
Sector	Diversified Defensive
Domicile	New Zealand
Currency	NZD
Price (Bid/Mid) (as at 26/11/2018)	\$1.12
Manager name	QuayStreet Asset Management
Manager Since Date	30/09/2014
Fund Size	\$126.65m at 31/10/2018
Number of Holdings	n/a
Yield	n/a
Dividend dates	
MII	\$1000.00
Minimum Regular Savings	n/a
AMC	0.75%
Performance Fee	0%
TFF	0.78%
Launch Price	n/a
Legal Structure	Unit Trust
Membership Fee	n/a

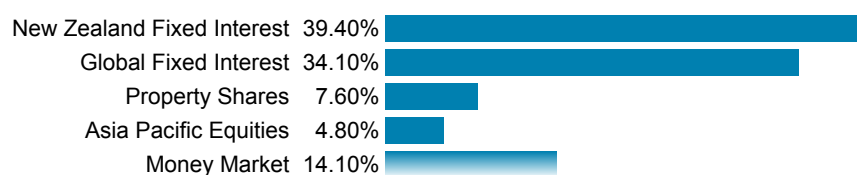
## Top Holdings % (as at 30/09/2018)

SYDNEY AIRPORT INFLATION LINKED (NOV 2020)	3.50
INGENIA COMMUNITIES GROUP STAPLED (UT ORD)	2.80
SEEK FRN (APRIL 2022)	2.70
CHORUS (MAY 2021)	2.50
POWERCO (SEP 2022)	2.50
PROPERTY FOR INDUSTRY (OCT 2025)	2.50

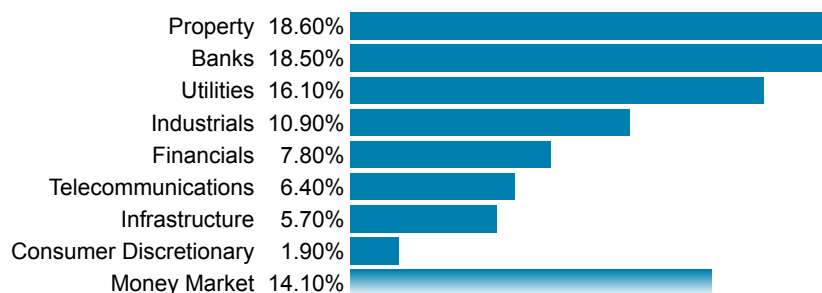
## Fund Objective

The Income Fund invests in a diversified portfolio of income producing assets including cash, term deposits, fixed interest securities, listed property, infrastructure and utility securities and equities. The Fund targets assets that can provide a sustainable level of income with low levels of volatility in total return. The investments are spread across multiple asset types, geographies, markets, issuers, sectors and maturities to provide a high level of diversification. The Fund has the ability to invest in other funds and may use derivatives for the purposes of risk management or to obtain desired market exposures.

## Asset Breakdown (as at 30/09/2018)



## Sector Breakdown (as at 30/09/2018)



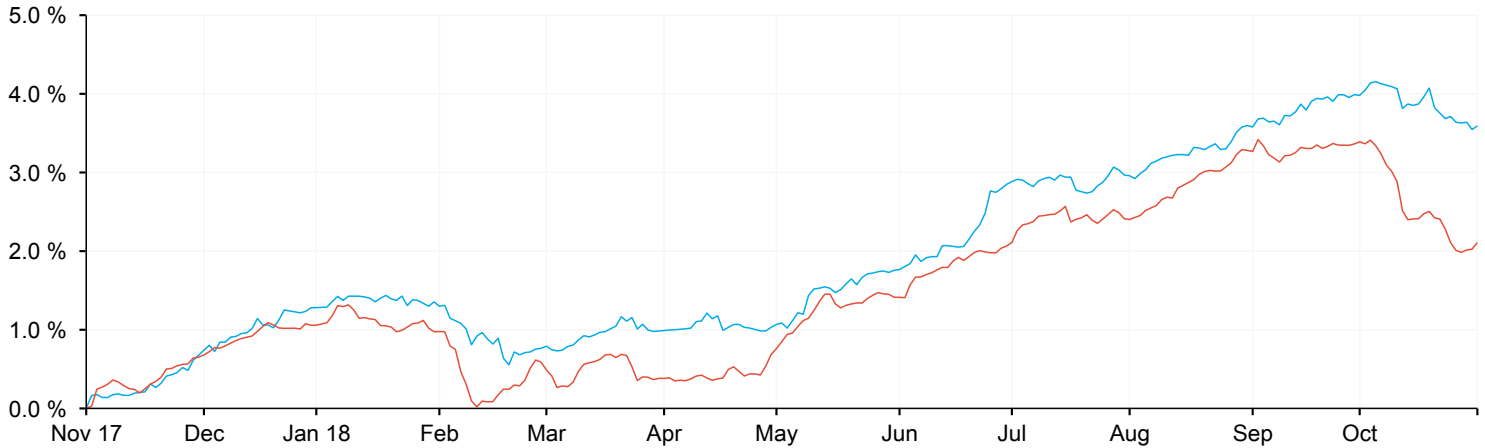
## Region Breakdown (as at 30/09/2018)



# QuayStreet Income

## Cumulative Performance (%) (as at 31/10/2018)

	3m	6m	1 yr	3 yrs	5 yrs	10 yrs	Since launch
QuayStreet Income	0.61	2.54	3.61	14.87	n/a	n/a	21.49
Diversified Defensive	-0.30	1.41	2.17	9.98	21.61	58.13	n/a



## Discrete Performance (%) (as at 31/10/2018)

	0-1 yr	1-2 yrs	2-3 yrs	3-4 yrs	4-5 yrs
QuayStreet Income	3.61	5.15	5.44	4.26	n/a
Diversified Defensive	2.17	4.36	3.15	4.54	5.76

