

QuayStreet Fixed interest

Fund Information

| | |
|---------------------------------------|-----------------------------|
| Launch Date | 29/10/2009 |
| Sector | Fixed Int - New Zealand |
| Domicile | New Zealand |
| Currency | NZD |
| Price (Bid/Mid) (as at 26/11/2018) | \$1.34 |
| Manager name | QuayStreet Asset Management |
| Manager Since Date | 30/09/2014 |
| Fund Size | \$219.73m at 31/10/2018 |
| Number of Holdings | n/a |
| Yield | n/a |
| Dividend dates | |
| MII | \$1000.00 |
| Minimum Regular Savings | n/a |
| AMC | 0.75% |
| Performance Fee | 0% |
| TFF | 0.77% |
| Launch Price | n/a |
| Legal Structure | Unit Trust |
| Membership Fee | n/a |

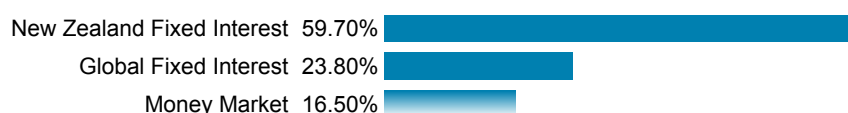
Top Holdings % (as at 30/09/2018)

| | |
|--|------|
| GENESIS ENERGY (MAR 2023) | 3.10 |
| NZ GOVT INFLATION LINKED (SEP 2025) | 2.90 |
| VECTOR (MAR 2024) | 2.70 |
| SYDNEY AIRPORT INFLATION LINKED (NOV 2020) | 2.60 |
| CHORUS (MAY 2021) | 2.00 |
| ASB (SEP 2021) | 1.90 |
| FONTERRA COOPERATIVE GROUP 4.5% BDS 30/06/21 AUD100000 | 1.80 |
| KIWI PROPERTY GROUP (AUG 2021) | 1.80 |
| PORT OF TAURANGA (JAN 2021) | 1.70 |
| POWERCO (SEP 2022) | 1.70 |

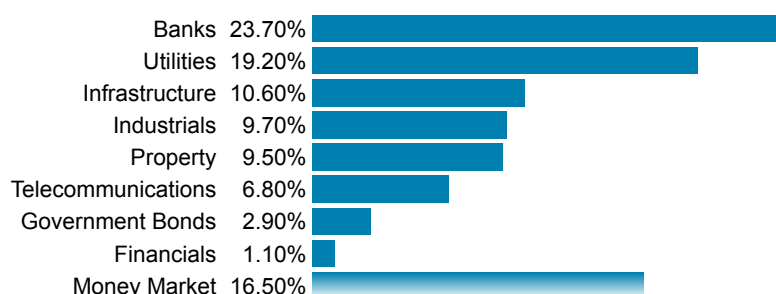
Fund Objective

The Fixed Interest Fund invests in a diversified portfolio of high quality income assets such as cash, term deposits and securities issued by corporate and government entities. The Fund targets investment grade securities and while international investments are permitted they are hedged back to New Zealand dollars. The investments are spread across multiple issuers, sectors, maturities and regions to provide an appropriate level of risk diversification. The Fund has the ability to invest in other funds and may use derivatives for the purposes of risk management or to obtain desired market exposures.

Asset Breakdown (as at 30/09/2018)



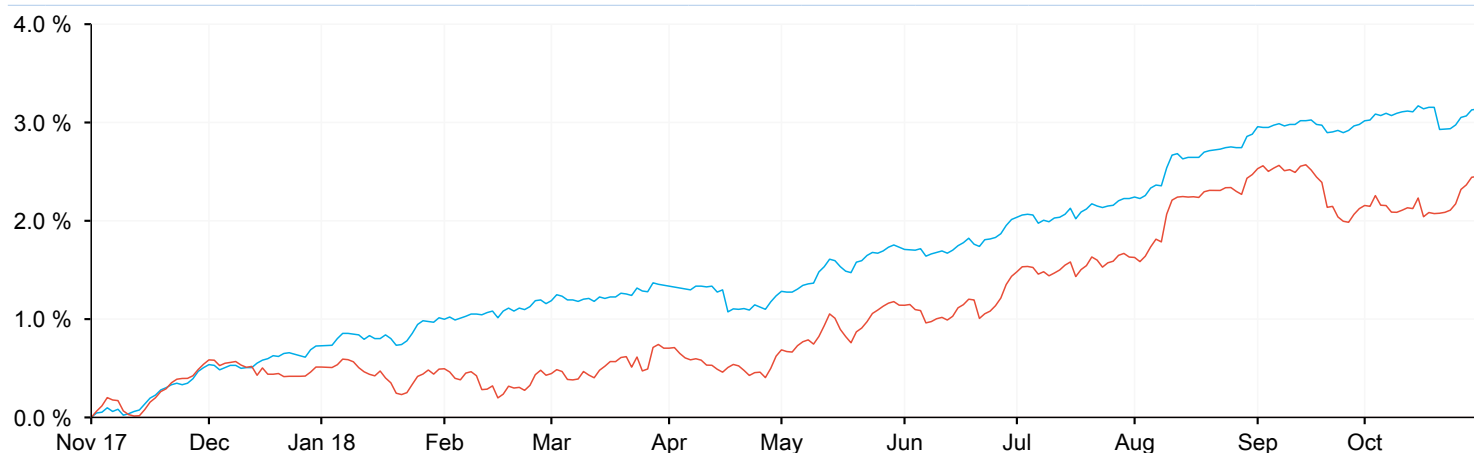
Sector Breakdown (as at 30/09/2018)



QuayStreet Fixed interest

Cumulative Performance (%) (as at 31/10/2018)

| | 3m | 6m | 1 yr | 3 yrs | 5 yrs | 10 yrs | Since launch |
|-----------------------------|------|------|------|-------|-------|--------|--------------|
| ■ QuayStreet Fixed interest | 0.87 | 1.85 | 3.07 | 11.63 | 22.51 | n/a | 48.89 |
| ■ Fixed Int - New Zealand | 0.75 | 1.76 | 2.41 | 7.11 | 17.23 | 44.57 | n/a |



Discrete Performance (%) (as at 31/10/2018)

| | 0-1 yr | 1-2 yrs | 2-3 yrs | 3-4 yrs | 4-5 yrs |
|-----------------------------|--------|---------|---------|---------|---------|
| ■ QuayStreet Fixed interest | 3.07 | 3.62 | 4.52 | 5.11 | 4.41 |
| ■ Fixed Int - New Zealand | 2.41 | 1.69 | 2.85 | 5.02 | 4.22 |

