

QuayStreet Balanced

Fund Information

Launch Date	25/10/2007
Sector	Diversified Balanced
Domicile	New Zealand
Currency	NZD
Price (Bid/Mid) (as at 26/11/2018)	\$1.81
Manager name	QuayStreet Asset Management
Manager Since Date	30/09/2014
Fund Size	\$196.50m at 31/10/2018
Number of Holdings	n/a
Yield	n/a
Dividend dates	
MII	\$1000.00
Minimum Regular Savings	n/a
AMC	1.00%
Performance Fee	0%
TFF	1.01%
Launch Price	n/a
Legal Structure	Unit Trust
Membership Fee	n/a

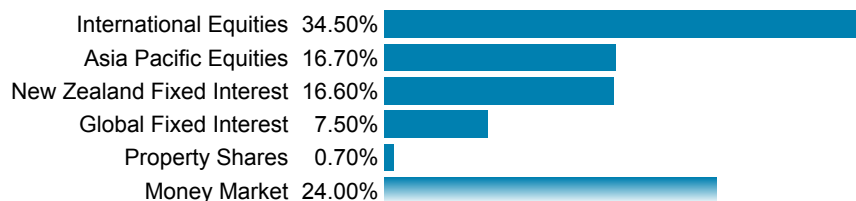
Top Holdings % (as at 30/09/2018)

ISHARES CORE S&P 500 ETF	17.60
MSCI EAFE INCL CANADA TRS	11.70
FISHER & PAYKEL HEALTHCARE CORP	1.00
ISHARES MSCI INDIA 100 EXCHANGE TRADED FD	1.00
FLETCHER BUILDING LTD	0.90
GENESIS ENERGY (MAR 2023)	0.80
SYDNEY AIRPORT INFLATION LINKED (NOV 2020)	0.80
VECTOR (MAR 2024)	0.80
NZ GOVT INFLATION LINKED (SEP 2025)	0.70
CHORUS (MAY 2021)	0.60

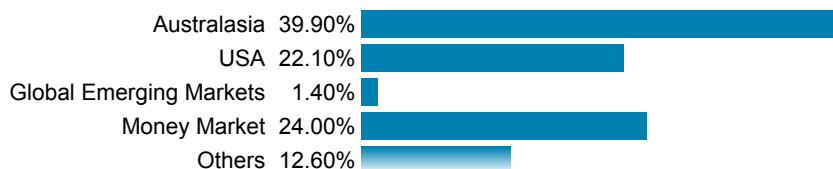
Fund Objective

The Balanced Fund invests in a diversified portfolio of defensive and growth assets. The Fund investments are spread across multiple asset types, geographies, markets, issuers, sectors and maturities to provide a high level of diversification. The Fund has the ability to invest in other funds and may use derivatives for the purposes of risk management or to obtain desired market exposures.

Asset Breakdown (as at 30/09/2018)



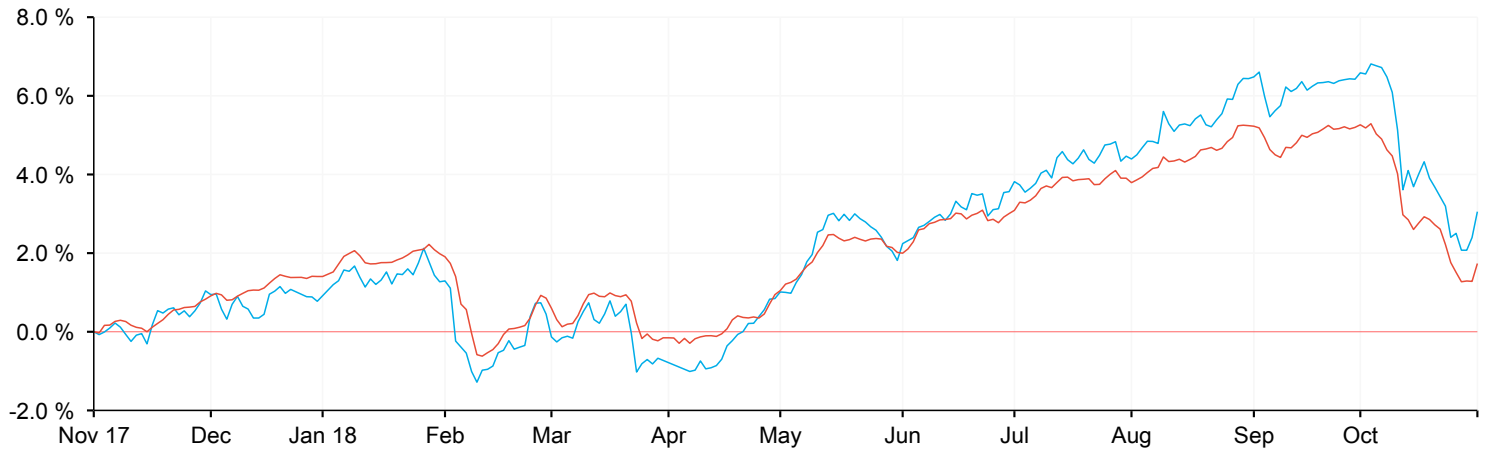
Region Breakdown (as at 30/09/2018)



QuayStreet Balanced

Cumulative Performance (%) (as at 31/10/2018)

	3m	6m	1 yr	3 yrs	5 yrs	10 yrs	Since launch
■ QuayStreet Balanced	-1.35	2.19	2.85	18.25	40.59	97.83	89.22
■ Diversified Balanced	-2.09	0.78	1.80	15.14	33.88	96.30	n/a



Discrete Performance (%) (as at 31/10/2018)

	0-1 yr	1-2 yrs	2-3 yrs	3-4 yrs	4-5 yrs
■ QuayStreet Balanced	2.85	12.82	1.91	10.85	7.26
■ Diversified Balanced	1.80	10.17	2.67	7.14	8.53

