

Nikko AM NZ Corporate Bond





Fund Information

Launch Date	27/07/2009
Sector	Fixed Int - New Zealand Dollar
Domicile	New Zealand
Currency	NZD
Price (Bid/Mid) (as at 23/08/2019)	\$1.24
Manager name	Nikko Asset Management New Zealand Limited
Manager Since Date	30/06/2009
Fund Size	\$156.51m at 31/07/2019
Number of Holdings	n/a
Yield	n/a
Dividend dates	
MII	\$250.00
Minimum Regular Savings	n/a
AMC	0.70%
Performance Fee	0%
TFF	n/a
Launch Price	n/a
Legal Structure	Unit Trust
Membership Fee	n/a

Fund Objective

To construct a portfolio of permitted investments that outperforms the Fund's benchmark (Bloomberg NZBond Govt 0+ Yr Index) return by 1.50% per annum over a rolling three year period before fees, expenses and taxes.

Asset Breakdown (as at 31/07/2019)

Global Corporate Fixed Interest	42.80%	
New Zealand Fixed Interest	41.20%	
Global Government Fixed Interest	15.90%	
Money Market	0.10%	

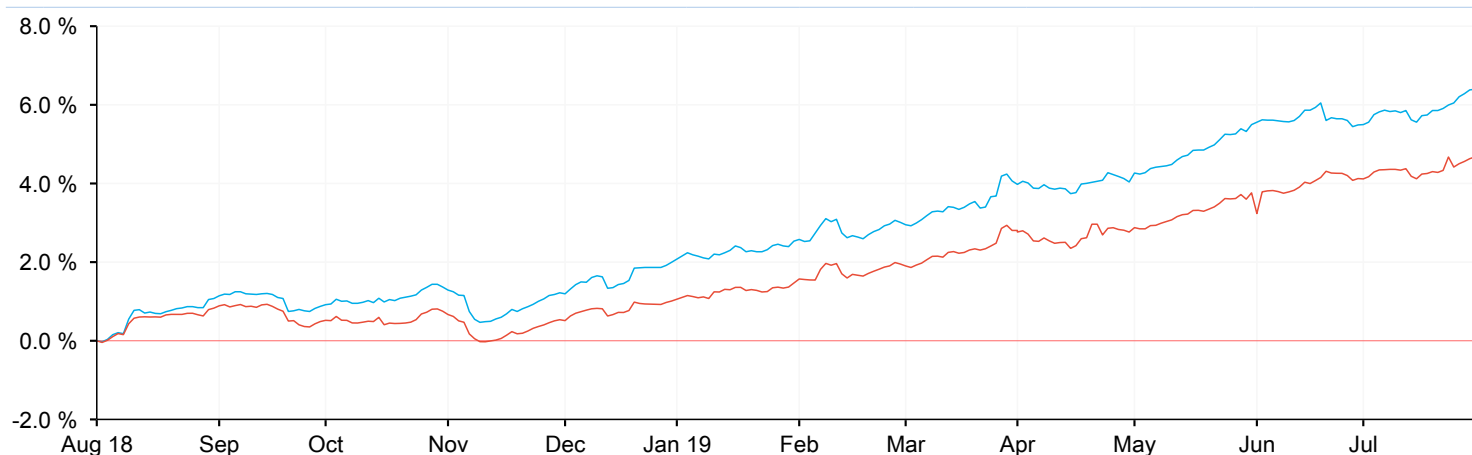
Region Breakdown (as at 31/07/2019)

Not Specified	58.70%	
New Zealand	41.20%	
Money Market	0.10%	

Nikko AM NZ Corporate Bond

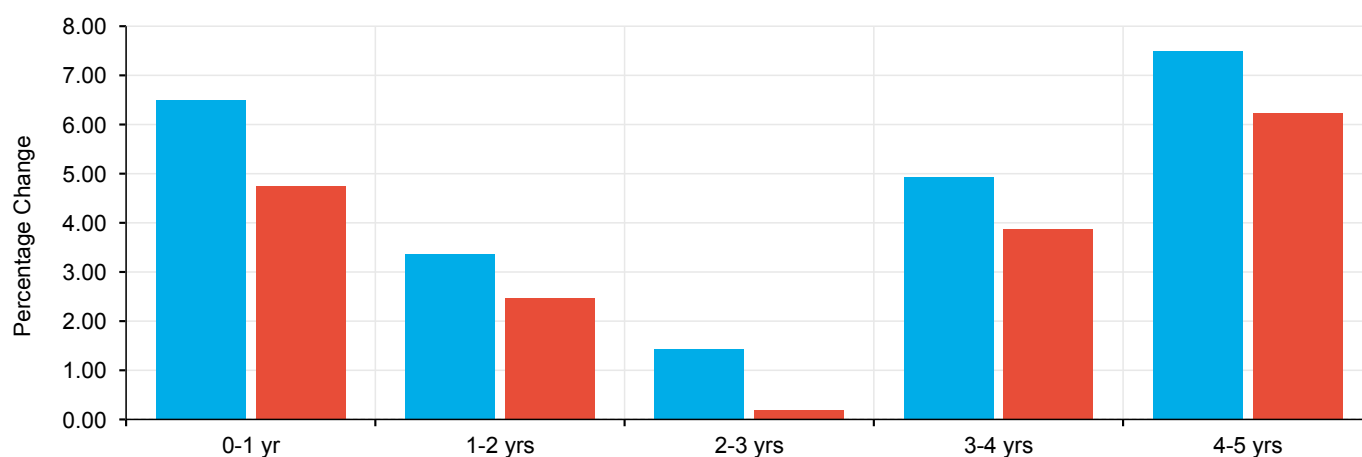
Cumulative Performance (%) (as at 31/07/2019)

	3m	6m	1 yr	3 yrs	5 yrs	10 yrs	Since launch
■ Nikko AM NZ Corporate Bond	2.35	3.85	6.49	11.65	25.96	65.59	65.66
■ Fixed Int - New Zealand Dollar	1.93	3.23	4.74	7.54	18.69	46.02	n/a



Discrete Performance (%) (as at 31/07/2019)

	0-1 yr	1-2 yrs	2-3 yrs	3-4 yrs	4-5 yrs
■ Nikko AM NZ Corporate Bond	6.49	3.37	1.43	4.94	7.50
■ Fixed Int - New Zealand Dollar	4.74	2.47	0.20	3.88	6.24



Risk Statistics

FE Risk Score	Sharpe	Volatility
n/a	0.12	1.97