

# Nikko AM NZ Corporate Bond





## Fund Information

Launch Date	27/07/2009
Sector	Fixed Int - New Zealand
Domicile	New Zealand
Currency	NZD
Price (Bid/Mid) (as at 26/11/2018)	\$1.17
Manager name	Nikko Asset Management New Zealand Limited
Manager Since Date	30/06/2009
Fund Size	\$114.05m at 31/10/2018
Number of Holdings	n/a
Yield	n/a
Dividend dates	
MII	\$250.00
Minimum Regular Savings	n/a
AMC	0.70%
Performance Fee	0%
TFF	n/a
Launch Price	n/a
Legal Structure	Unit Trust
Membership Fee	n/a

## Fund Objective

To construct a portfolio of permitted investments that outperforms the Fund's benchmark (Bloomberg NZBond Govt 0+ Yr Index) return by 1.50% per annum over a rolling three year period before fees, expenses and taxes.

## Asset Breakdown (as at 31/10/2018)

Global Corporate Fixed Interest	46.40%	
New Zealand Fixed Interest	43.20%	
Global Government Fixed Interest	10.20%	
Money Market	0.20%	

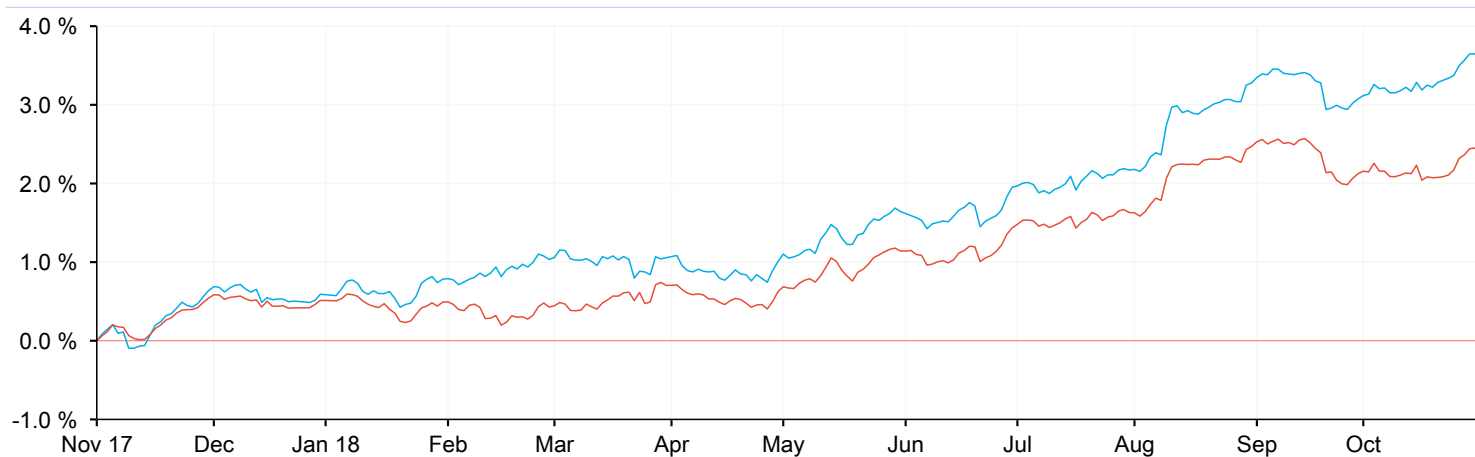
## Region Breakdown (as at 31/10/2018)

Not Specified	56.60%	
New Zealand	43.20%	
Money Market	0.20%	

# Nikko AM NZ Corporate Bond

## Cumulative Performance (%) (as at 31/10/2018)

	3m	6m	1 yr	3 yrs	5 yrs	10 yrs	Since launch
<span style="color: #00AEEF;">■</span> Nikko AM NZ Corporate Bond	1.38	2.54	3.53	10.74	23.50	n/a	57.70
<span style="color: #C00000;">■</span> Fixed Int - New Zealand	0.75	1.76	2.41	7.11	17.23	44.57	n/a



## Discrete Performance (%) (as at 31/10/2018)

	0-1 yr	1-2 yrs	2-3 yrs	3-4 yrs	4-5 yrs
<span style="color: #00AEEF;">■</span> Nikko AM NZ Corporate Bond	3.53	3.04	3.80	6.23	4.99
<span style="color: #C00000;">■</span> Fixed Int - New Zealand	2.41	1.69	2.85	5.02	4.22

