

Nikko AM Core Equity

Fund Information

Launch Date	05/05/2010
Sector	Equity - New Zealand
Domicile	New Zealand
Currency	NZD
Price (Bid/Mid) (as at 23/08/2019)	\$2.59
Manager name	Stuart Williams
Manager Since Date	04/08/2014
Fund Size	\$29.98m at 31/07/2019
Number of Holdings	31
Yield	n/a
Dividend dates	
MII	\$250.00
Minimum Regular Savings	n/a
AMC	0.75%
Performance Fee	0%
TFF	n/a
Launch Price	n/a
Legal Structure	Unit Trust
Membership Fee	n/a

Top Holdings % (as at 31/07/2019)

A2 MILK CO LTD (THE)	15.33
CONTACT ENERGY	9.29
SPARK NEW ZEALAND LTD	8.61
FISHER & PAYKEL HEALTHCARE CORP	6.78
INFRATIL LTD	6.58
AUCKLAND INTERNATIONAL AIRPORT	5.67
Z ENERGY LTD	5.50
FLETCHER BUILDING LTD	5.25
MAINFREIGHT	4.30
SUMMERSET GROUP HLDGS LTD	3.94

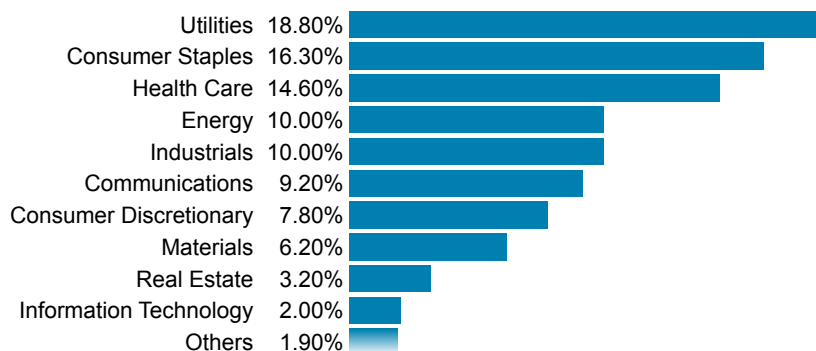
Fund Objective

To construct a portfolio of permitted investments that outperform the Fund's benchmark (NZX 50 Gross with Imputation Index) return by 3% per annum over a rolling three year period before fees, expenses and taxes.

Asset Breakdown (as at 31/07/2019)



Sector Breakdown (as at 31/07/2019)



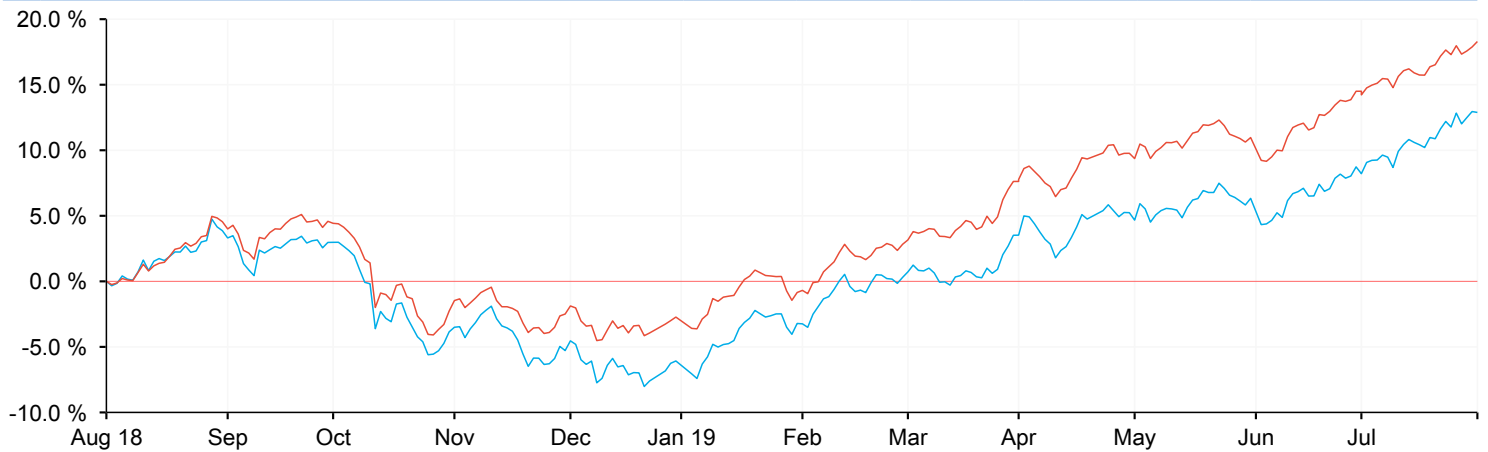
Region Breakdown (as at 31/07/2019)



Nikko AM Core Equity

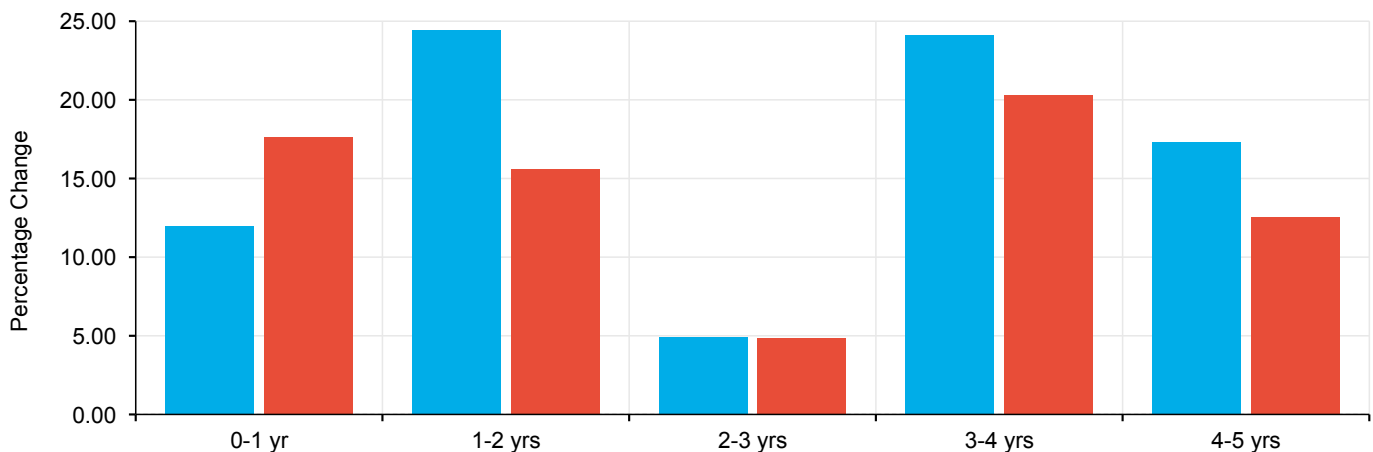
Cumulative Performance (%) (as at 31/07/2019)

	3m	6m	1 yr	3 yrs	5 yrs	10 yrs	Since launch
■ Nikko AM Core Equity	7.27	16.63	11.96	46.11	112.77	n/a	209.67
■ Equity - New Zealand	7.77	19.31	17.62	42.60	93.11	228.15	n/a



Discrete Performance (%) (as at 31/07/2019)

	0-1 yr	1-2 yrs	2-3 yrs	3-4 yrs	4-5 yrs
■ Nikko AM Core Equity	11.96	24.41	4.90	24.11	17.34
■ Equity - New Zealand	17.62	15.63	4.85	20.33	12.54



Risk Statistics

FE Risk Score	Sharpe	Volatility
n/a	1.17	8.50