

Milford KiwiSaver Conservative

Fund Information

Launch Date	01/10/2012
Sector	Diversified Defensive
Domicile	New Zealand
Currency	NZD
Price (Bid/Mid) (as at 23/08/2019)	\$1.83
Manager name	Mark Riggall, Paul Morris
Fund Size	\$115.69m at 22/08/2019
Number of Holdings	n/a
Yield	n/a
Dividend dates	
MII	\$1000.00
Minimum Regular Savings	n/a
AMC	0.95%
Performance Fee	Not applicable
TFF	0.95%
Launch Price	n/a
Legal Structure	Superannuation
Membership Fee	\$36.00

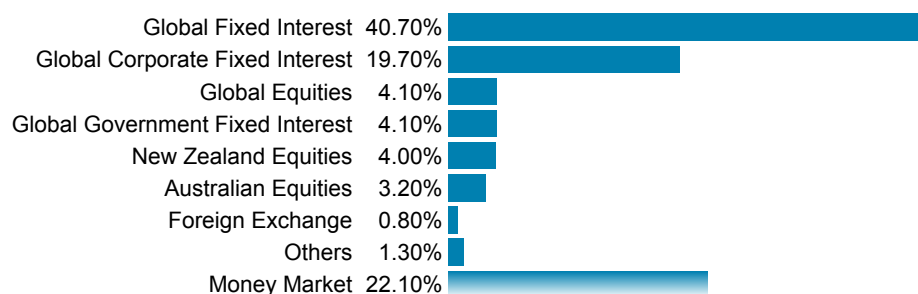
Top Holdings % (as at 30/07/2019)

WESTPAC NEW ZEALAND LTD 2.22% MTN 29/07/24 NZD5000	1.70
NEW ZEALAND(GOVERNMENT OF) 2% ILN 20/09/25 NZD1000	1.58
VECTOR LTD 3.45% BDS 27/05/25 NZD5000	1.52
ANZ BANK NEW ZEALAND LIMITED 3.03% BDS 20/03/24 NZD10000	1.43
NATIONAL AUSTRALIA BANK FRN 26/02/24 AUD200000	1.40
JPMORGAN CHASE & CO 5% BDS 01/11/49 USD1000	1.35
TRANSPower NEW ZEALAND 2.73% BDS 14/03/24 NZD5000	1.33
NATIONAL AUSTRALIA BANK 0% BDS 17/05/29 AUD1000	1.29
QBE INSURANCE GROUP 6.75% NTS 02/12/44 USD200000	1.28
BANK OF MONTREAL 4.8% UNDATED BDS USD1000	1.14

Fund Objective

To provide a moderate return and protect capital after the base fund fee but before tax over the minimum recommended investment timeframe

Asset Breakdown (as at 30/07/2019)

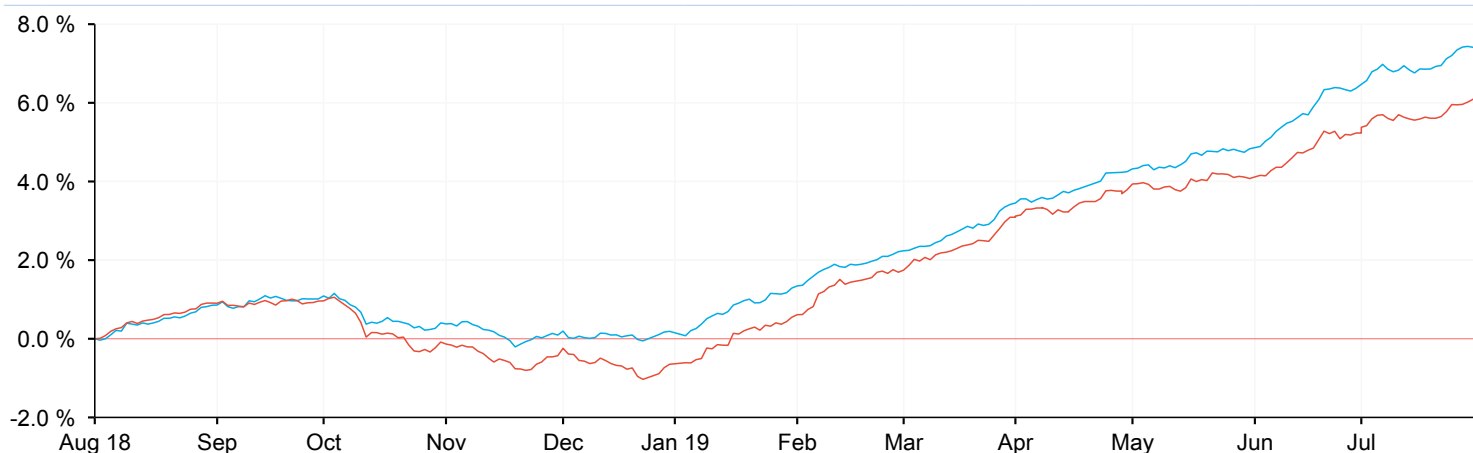


None of this information constitutes financial advice for the purposes of the Financial Advisors Act 2008 and should not be relied upon as a substitute for detailed advice from an authorised financial adviser.

Milford KiwiSaver Conservative

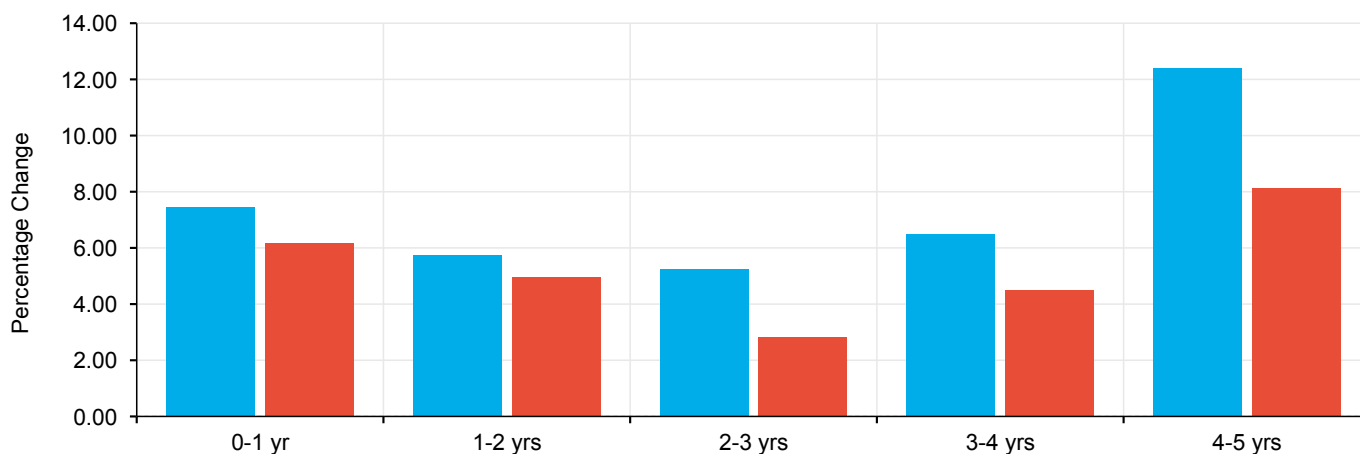
Cumulative Performance (%) (as at 31/07/2019)

	3m	6m	1 yr	3 yrs	5 yrs	10 yrs	Since launch
Milford KiwiSaver Conservative	3.07	6.08	7.45	19.57	43.15	n/a	81.51
Diversified Defensive	2.35	5.65	6.19	14.62	29.50	71.49	n/a



Discrete Performance (%) (as at 31/07/2019)

	0-1 yr	1-2 yrs	2-3 yrs	3-4 yrs	4-5 yrs
Milford KiwiSaver Conservative	7.45	5.75	5.24	6.50	12.41
Diversified Defensive	6.19	4.97	2.82	4.49	8.13



Risk Statistics

FE Risk Score	Sharpe	Volatility
n/a	1.41	1.88