

# Milford KiwiSaver Balanced

## Fund Information

Launch Date	01/04/2010
Sector	Diversified Balanced
Domicile	New Zealand
Currency	NZD
Price (Bid/Mid) (as at 23/08/2019)	\$2.42
Manager name	Mark Riggall, Paul Morris
Fund Size	\$341.96m at 22/08/2019
Number of Holdings	n/a
Yield	n/a
Dividend dates	
MII	\$1000.00
Minimum Regular Savings	n/a
AMC	1.13%
Performance Fee	Although there is no direct performance fee for the KiwiSaver Plan Balanced Fund, there is the potential for a performance fee on investments made into the Milford KiwiSaver Plan Active Growth Fund, the Milford Trans-Tasman Fund, the Milford Global Fund and the Milford Dynamic Fund.
TFF	1.25%
Launch Price	n/a
Legal Structure	Superannuation
Membership Fee	\$36.00










## Top Holdings % (as at 30/07/2019)

CONTACT ENERGY	2.01
A2 MILK CO LTD (THE)	2.00
SPARK NEW ZEALAND LTD	1.51
MERIDIAN ENERGY LTD	1.06
SSGA SPDR FINANCIAL SELECT SECTOR	0.95
Vontobel Fund - mtx Sustainable Em Mkts Leaders-S	0.85
WELLINGTON STRATEGIC EUROPEAN EQUITY S UNHEDGED	0.84
FISHER & PAYKEL HEALTHCARE CORP	0.84
ZURICH IL WELLINGTON GLOBAL HEALTH CARE EQUITY A ACC	0.83

## Fund Objective

To provide capital growth after the base fund fee but before tax and before the performance fee over the minimum recommended investment timeframe.

## Asset Breakdown (as at 30/07/2019)

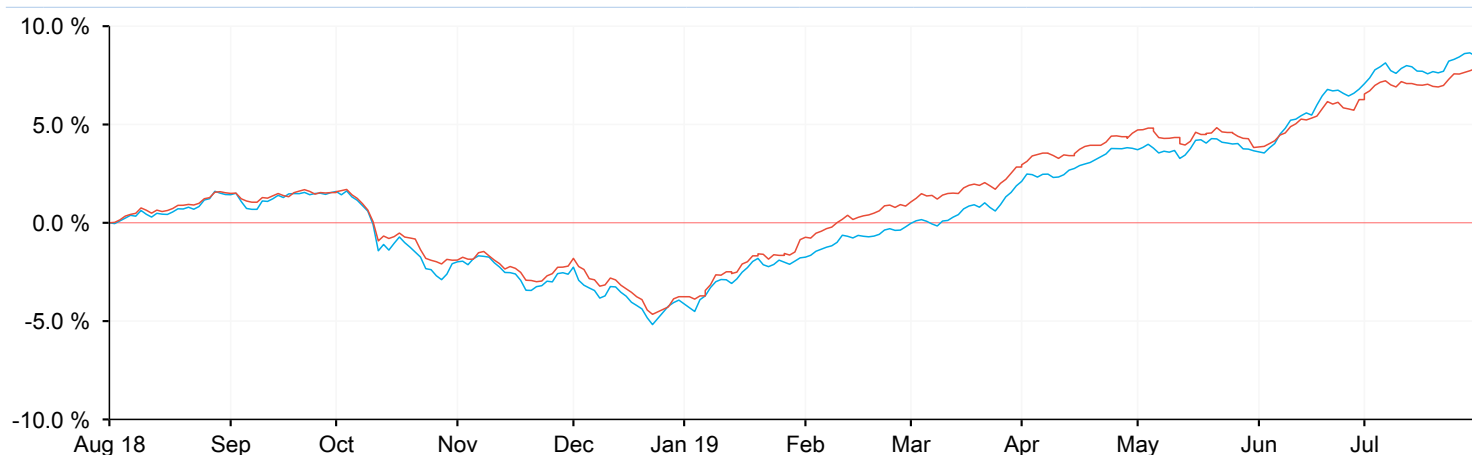
Global Fixed Interest	18.10%	
New Zealand Equities	17.00%	
Global Equities	16.60%	
Global Corporate Fixed Interest	5.20%	
Global Government Fixed Interest	0.60%	
Foreign Exchange	0.40%	
Alternative Investment Strategies	0.10%	
Others	9.00%	
Money Market	33.00%	

None of this information constitutes financial advice for the purposes of the Financial Advisors Act 2008 and should not be relied upon as a substitute for detailed advice from an authorised financial adviser.

# Milford KiwiSaver Balanced

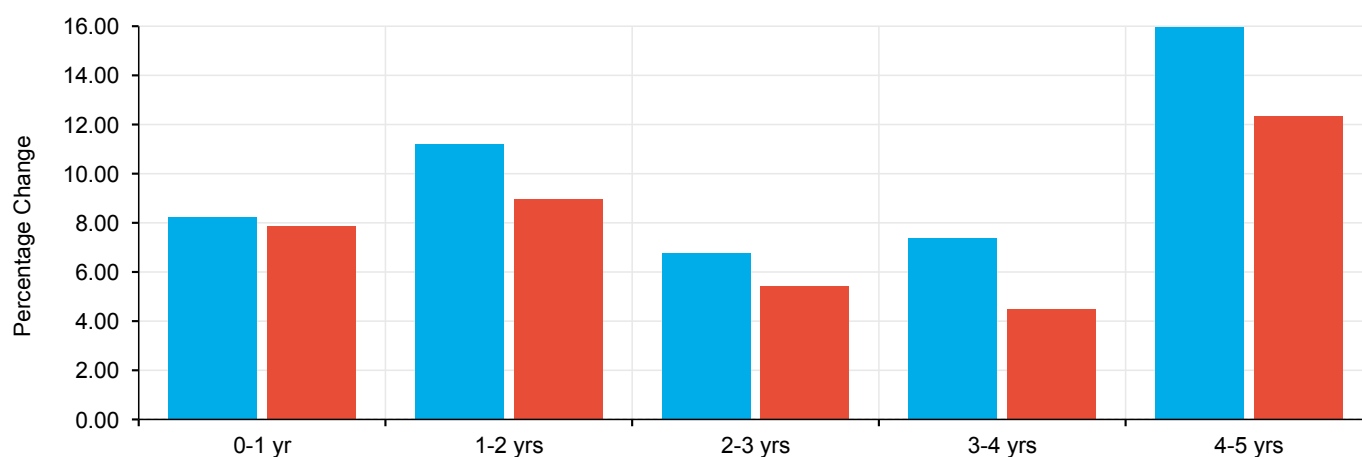
## Cumulative Performance (%) (as at 31/07/2019)

	3m	6m	1 yr	3 yrs	5 yrs	10 yrs	Since launch
<span style="color: #00AEEF;">■</span> Milford KiwiSaver Balanced	4.41	10.33	8.25	28.56	60.10	n/a	141.97
<span style="color: #C00000;">■</span> Diversified Balanced	3.26	8.90	7.86	23.89	45.46	112.21	n/a



## Discrete Performance (%) (as at 31/07/2019)

	0-1 yr	1-2 yrs	2-3 yrs	3-4 yrs	4-5 yrs
<span style="color: #00AEEF;">■</span> Milford KiwiSaver Balanced	8.25	11.21	6.79	7.38	15.97
<span style="color: #C00000;">■</span> Diversified Balanced	7.86	8.95	5.43	4.50	12.36



## Risk Statistics

FE Risk Score	Sharpe	Volatility
n/a	1.16	4.51