

Milford KiwiSaver Active Growth

Fund Information

Launch Date	01/10/2007
Sector	Diversified Growth
Domicile	New Zealand
Currency	NZD
Price (Bid/Mid) (as at 23/08/2019)	\$3.90
Manager name	William Curtayne, Jonathan Windust
Fund Size	\$1442.22m at 22/08/2019
Number of Holdings	n/a
Yield	n/a
Dividend dates	
MII	\$1000.00
Minimum Regular Savings	n/a
AMC	1.07%
Performance Fee	15% of the amount by which the performance of the Fund (after management and administration charges but before tax and before the performance fee) exceeds the hurdle rate of return.
TFF	1.30%
Launch Price	n/a
Legal Structure	Superannuation
Membership Fee	\$36.00

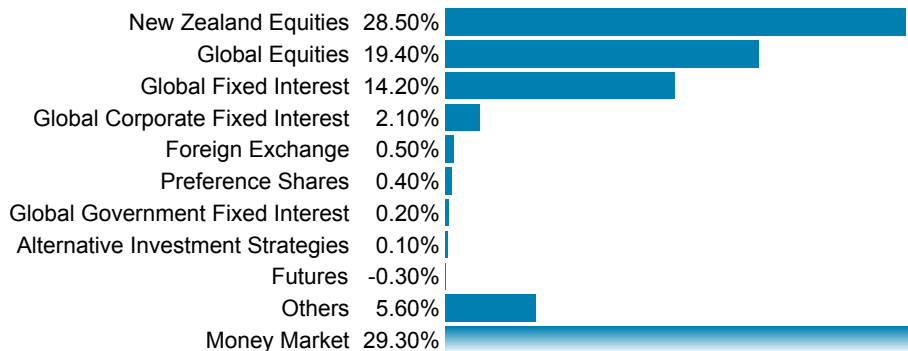
Top Holdings % (as at 30/07/2019)

CONTACT ENERGY	3.93
ISHARES TRUST MSCI EAFE MINIMUM VOLATILITY ETF	3.04
A2 MILK CO LTD (THE)	2.91
SPARK NEW ZEALAND LTD	2.75
ALPHABET INC	1.49
WESTPAC BANKING CORP 5% BDS 31/12/49 USD1000	1.42
CYBG PLC 8% SUB CNV UNDATED BDS GBP200000	1.37
DELEGATS GROUP	1.34
VISA INC	1.28
FISHER & PAYKEL HEALTHCARE CORP	1.23

Fund Objective

To provide annual returns of 10% after the base fund fee but before tax and before the performance fee, over the minimum recommended investment timeframe.

Asset Breakdown (as at 30/07/2019)

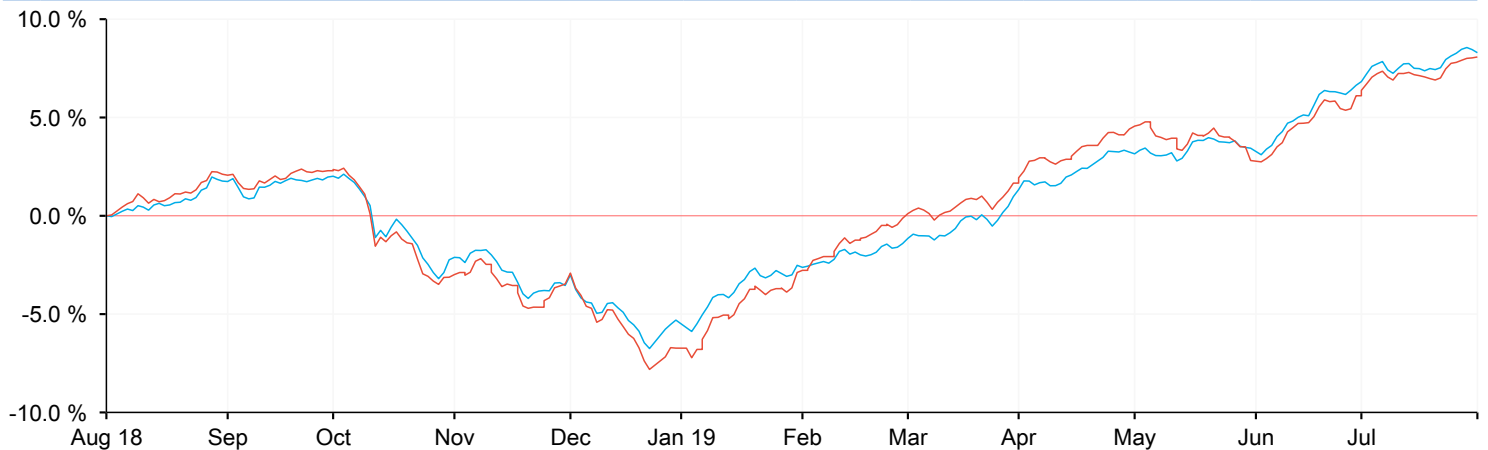
New Zealand Equities	28.50%	
Global Equities	19.40%	
Global Fixed Interest	14.20%	
Global Corporate Fixed Interest	2.10%	
Foreign Exchange	0.50%	
Preference Shares	0.40%	
Global Government Fixed Interest	0.20%	
Alternative Investment Strategies	0.10%	
Futures	-0.30%	
Others	5.60%	
Money Market	29.30%	

None of this information constitutes financial advice for the purposes of the Financial Advisors Act 2008 and should not be relied upon as a substitute for detailed advice from an authorised financial adviser.

Milford KiwiSaver Active Growth

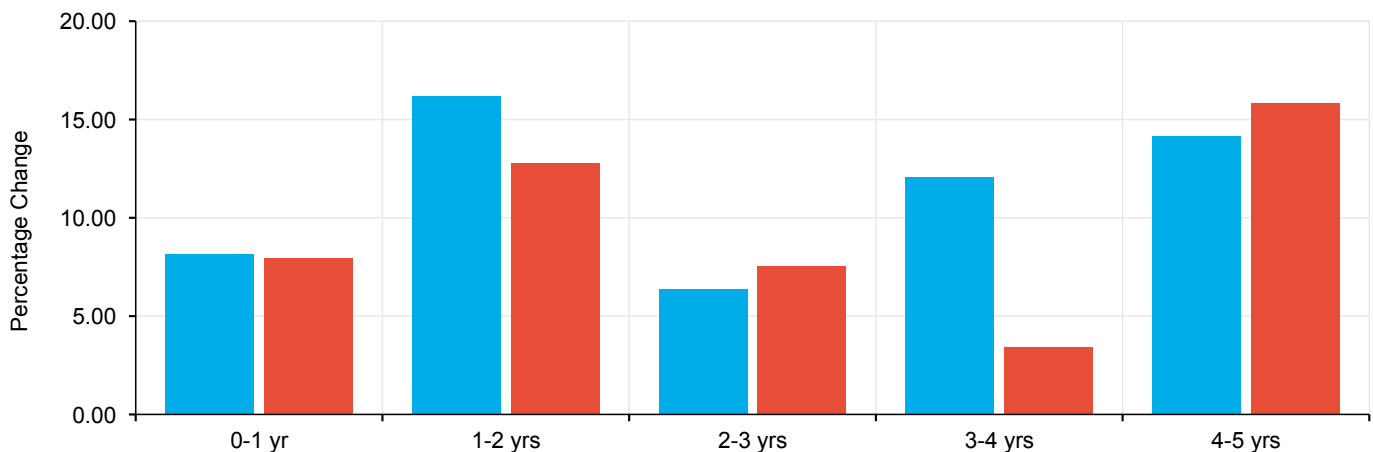
Cumulative Performance (%) (as at 31/07/2019)

	3m	6m	1 yr	3 yrs	5 yrs	10 yrs	Since launch
■ Milford KiwiSaver Active Growth	4.90	11.09	8.17	33.72	71.09	220.87	290.60
■ Diversified Growth	3.51	11.29	7.94	30.95	56.91	128.65	n/a



Discrete Performance (%) (as at 31/07/2019)

	0-1 yr	1-2 yrs	2-3 yrs	3-4 yrs	4-5 yrs
■ Milford KiwiSaver Active Growth	8.17	16.20	6.38	12.07	14.17
■ Diversified Growth	7.94	12.81	7.54	3.43	15.85



Risk Statistics

FE Risk Score	Sharpe	Volatility
n/a	1.34	4.99