

Legg Mason Brandywine Global Opportunistic Fixed Income

Fund Information

Launch Date	27/03/2018
Sector	Fixed Int - Global
Domicile	New Zealand
Currency	NZD
Price (Bid/Mid) (as at 17/01/2019)	\$0.98
Manager name	David F. Hoffman, Jack P. McIntyre, Steve Smith, Anujeet Sareen
Fund Size	n/a
Number of Holdings	n/a
Yield	n/a
Dividend dates	
MII	\$50000.00
Minimum Regular Savings	n/a
AMC	0.82%
Performance Fee	n/a
TFF	n/a
Launch Price	n/a
Legal Structure	Unit Trust
Membership Fee	n/a

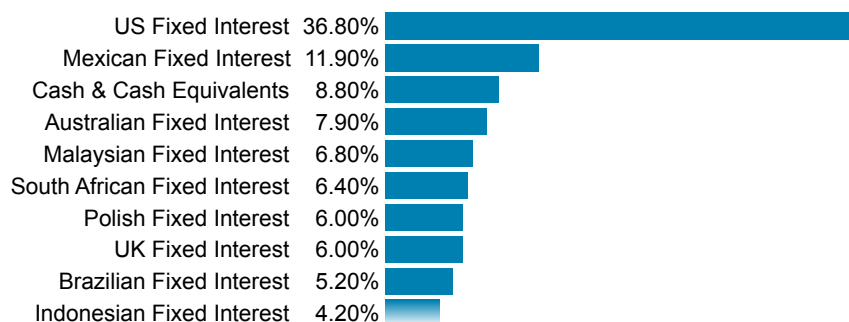
Top Holdings % (as at 30/11/2018)

UNITED STATES OF AMER TREAS BILLS 2.875% TNT 15/08/28 USD100	11.87
HM TREASURY UNITED KINGDOM DMO 1.75% GILT 22/07/19 GBP0.01	6.01
BRAZIL(FEDERATIVE REPUBLIC OF) VAR TB 01/01/27 BRL1000	5.03
SOUTH AFRICA(REPUBLIC OF) 8.75% BDS 28/02/48 ZAR1000000	4.17
MEXICO(UNITED MEXICAN STATES) 7.75% NTS 13/11/42 MXN100000	3.68
INDONESIA(REPUBLIC OF) 9% BDS 15/03/29 IDR1000000	3.43
GOLDMAN SACHS GROUP INC FRN 23/02/23 USD2000	2.89
AUSTRALIAN GOVT LOANS (CMNWLTH OF) 2.75% LN STK 21/10/19 AUD100	2.77
MEXICO(UNITED MEXICAN STATES) 8.5% BDS 18/11/38 MXN100	2.72
MEXICO(UNITED MEXICAN STATES) 8.5%% BDS 31/05/29 MXN1000	2.68

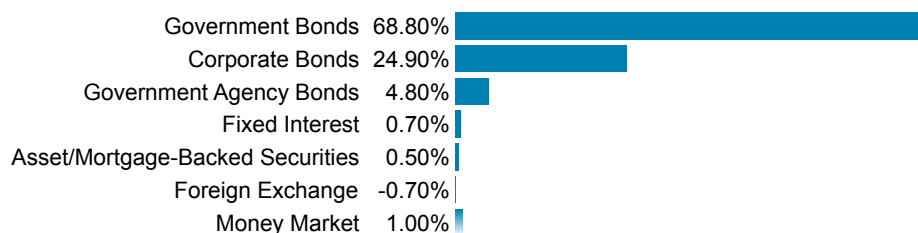
Fund Objective

The investment objective of the Fund is to earn a return before fees and taxes in excess of the FTSE World Government Bond Index hedged into New Zealand dollars over rolling five-year periods.

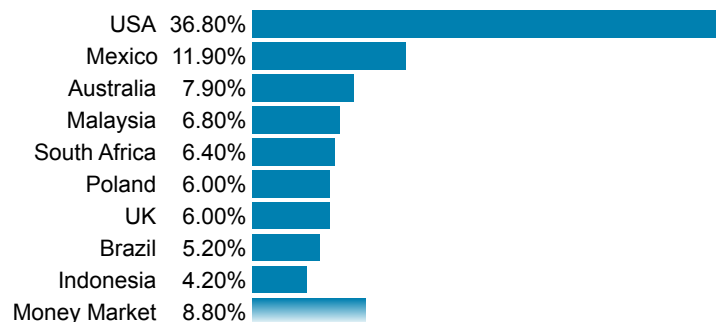
Asset Breakdown (as at 30/11/2018)



Sector Breakdown (as at 30/11/2018)



Region Breakdown (as at 30/11/2018)



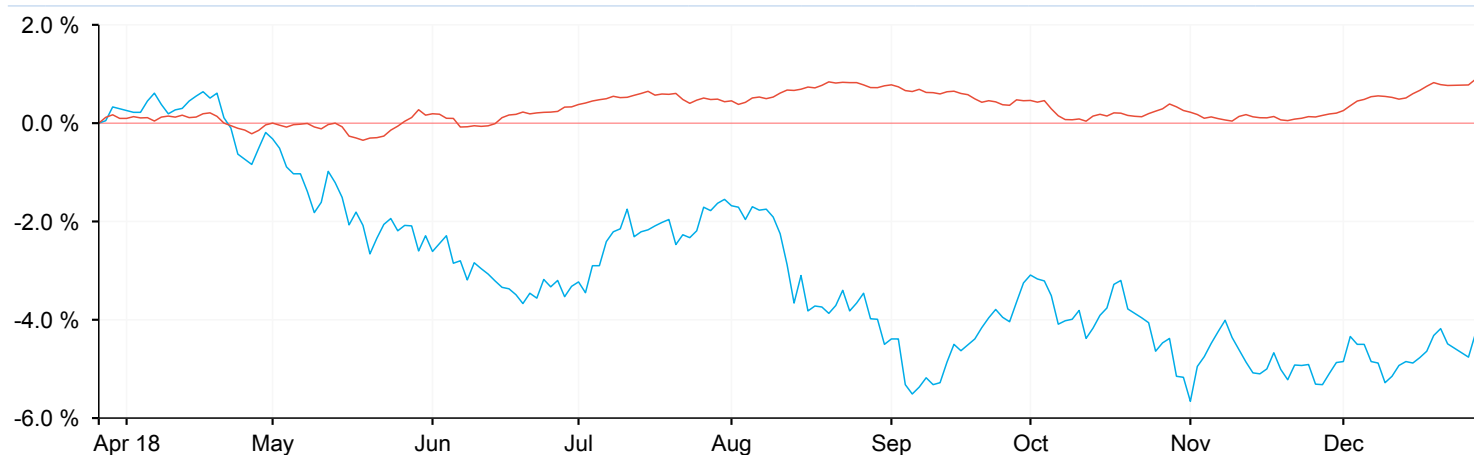
None of this information constitutes financial advice for the purposes of the Financial Advisors Act 2008 and should not be relied upon as a substitute for detailed advice from an authorised financial adviser.



Legg Mason Brandywine Global Opportunistic Fixed Income

Cumulative Performance (%) (as at 31/12/2018)

	3m	6m	1 yr	3 yrs	5 yrs	10 yrs	Since launch
■ Legg Mason Brandywine Global Opportunistic Fixed Income	-0.87	-0.80	n/a	n/a	n/a	n/a	-4.09
■ Fixed Int - Global	0.50	0.63	0.72	7.29	20.18	65.15	n/a



Discrete Performance (%) (as at 31/12/2018)

	0-1 yr	1-2 yrs	2-3 yrs	3-4 yrs	4-5 yrs
■ Legg Mason Brandywine Global Opportunistic Fixed Income	n/a	n/a	n/a	n/a	n/a
■ Fixed Int - Global	0.72	2.72	3.70	3.06	8.68

