

# APN Asian REIT

## Fund Information

Launch Date	19/07/2011
Sector	Property - Global
Domicile	Australia
Currency	AUD
Price (Bid/Mid) (as at 09/01/2019)	\$1.69
Manager name	Manish Bhargava
Manager Since Date	01/06/2012
Fund Size	\$30.85m at 30/11/2018
Number of Holdings	n/a
Yield	n/a
Dividend dates	30/01/2019, 28/02/2018, 30/03/2018, 30/04/2018, 30/05/2018, 30/06/2018, 30/07/2018, 30/08/2018, 30/09/2018, 30/10/2018, 30/11/2018, 30/12/2018
MII	\$1000.00
Minimum Regular Savings	\$100.00
AMC	0.98%
Performance Fee	0%
TFF	0.98%
Launch Price	n/a
Legal Structure	Unit Trust
Membership Fee	n/a

## Top Holdings % (as at 30/11/2018)

ASCENDAS REAL ESTATE INVESTMENT TRUST UTS	4.56
LINK REAL ESTATE INVESTMENT TRUST UTS	4.38
GLP J-REIT	4.18
KEPPEL DC REIT	3.99
CAPITALAND COMMERCIAL TRUST	3.92
MAPLETREE NORTH ASIA COMMERC	3.87
JAPAN RETAIL FUND INVESTMENT	3.85
MAPLETREE COMMERCIAL TRUST UNITS REG S	3.52
MAPLETREE LOGISTICS TRUST UTS	3.48
PREMIER INVESTMENTS INC	3.12

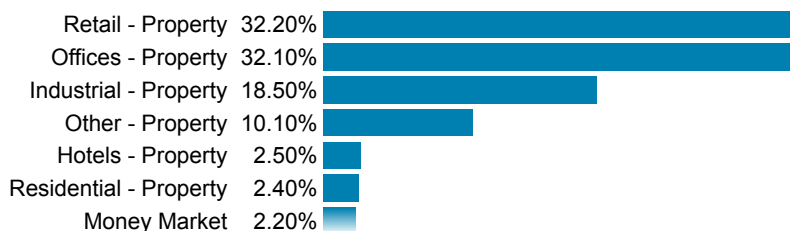
## Fund Objective

To provide investors with a consistent and relatively high level of income compared to the performance benchmark, combined with some capital growth, sourced predominantly from investing in Asian REITs. The Fund aims to have a gross annual income yield (before management fees, expenses and taxes) that equates to at least 110% of the average yield of the performance benchmark provide investors with some capital growth over a 5 - 7 year time horizon and provide lower than market volatility.

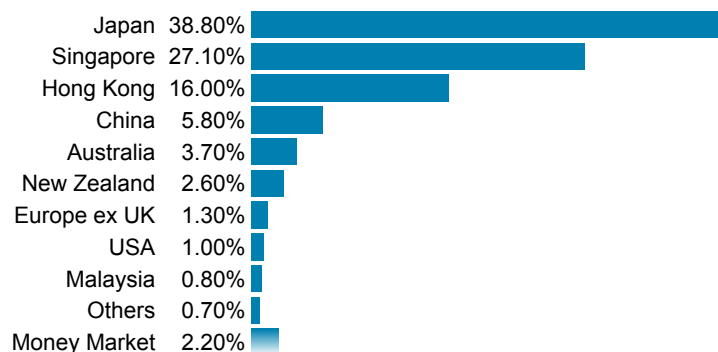
## Asset Breakdown (as at 30/11/2018)



## Sector Breakdown (as at 30/11/2018)



## Region Breakdown (as at 30/11/2018)

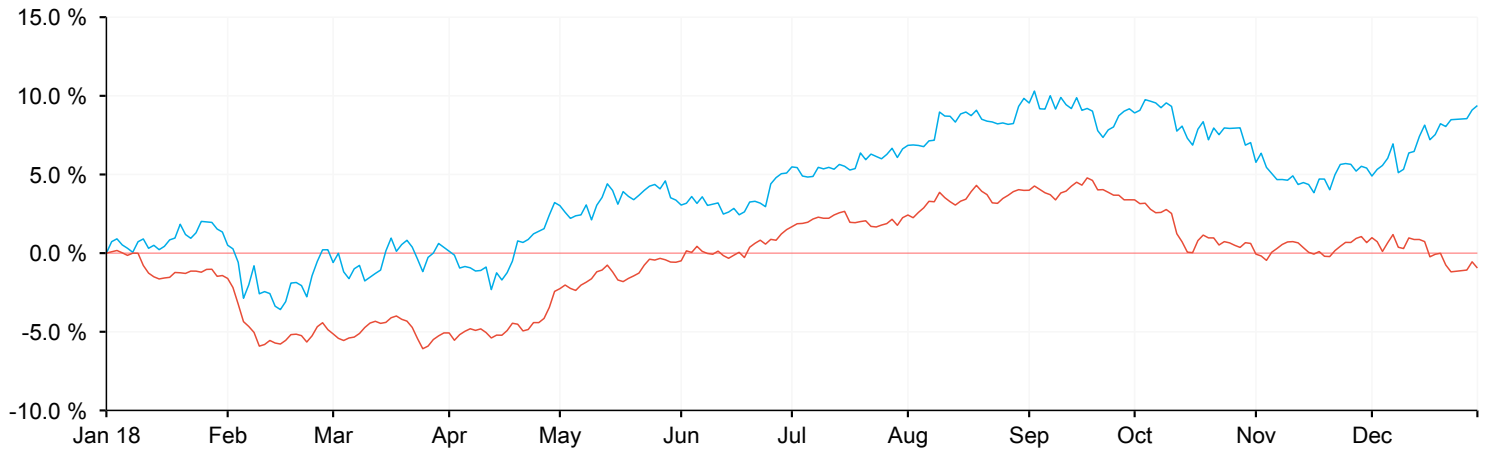


None of this information constitutes financial advice for the purposes of the Financial Advisors Act 2008 and should not be relied upon as a substitute for detailed advice from an authorised financial adviser.

# APN Asian REIT

## Cumulative Performance (%) (as at 31/12/2018)

		3m	6m	1 yr	3 yrs	5 yrs	10 yrs	Since launch
■	APN Asian REIT	0.19	4.08	9.38	35.10	69.06	n/a	113.58
■	Property - Global	-4.20	-2.40	-0.95	15.59	54.43	142.51	n/a



## Discrete Performance (%) (as at 31/12/2018)

		0-1 yr	1-2 yrs	2-3 yrs	3-4 yrs	4-5 yrs
■	APN Asian REIT	9.38	15.23	7.19	3.85	20.50
■	Property - Global	-0.95	12.87	3.39	11.24	20.10

