

Fund Information

| | |
|---------------------------------------|---|
| Launch Date | 19/01/2009 |
| Sector | Property - Global |
| Domicile | Australia |
| Currency | AUD |
| Price (Bid/Mid) (as at 09/01/2019) | \$1.64 |
| Manager name | Michael Doble |
| Manager Since Date | 19/01/2009 |
| Fund Size | \$1286.98m at 31/12/2018 |
| Number of Holdings | n/a |
| Yield | n/a |
| Dividend dates | 31/01/2019, 28/02/2018, 31/03/2018, 30/04/2018, 31/05/2018, 30/06/2018, 31/07/2018, 31/08/2018, 30/09/2018, 31/10/2018, 30/11/2018, 31/12/2018 |
| MII | \$1000.00 |
| Minimum Regular Savings | \$100.00 |
| AMC | 0.85% |
| Performance Fee | 0% |
| TFF | 0.85% |
| Launch Price | n/a |
| Legal Structure | Unit Trust |
| Membership Fee | n/a |

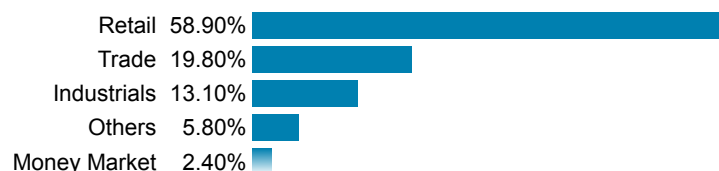
Fund Objective

To provide investors with a consistent, relatively high level of income combined with some capital growth, sourced primarily from AREITs listed on the ASX. The Fund aims to have a gross annual income yield (before management fees and expenses that equates to at least 110% of the average yield of the S&P/ASX 200 AREIT Index Dividend Yield; have a tax advantaged income component of distributed income; provide investors with a level of capital growth which at least matches increases in the Consumer Price Index (CPI) over a 5 - 7 year time horizon; and provide lower than market volatility.

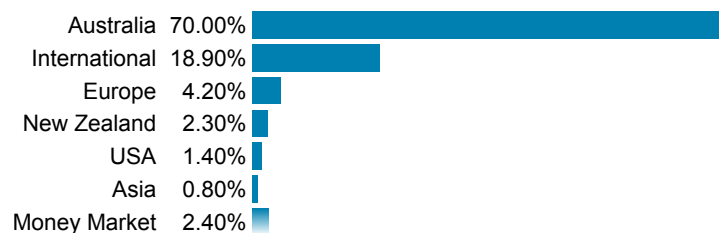
Asset Breakdown (as at 31/12/2018)



Sector Breakdown (as at 31/12/2018)

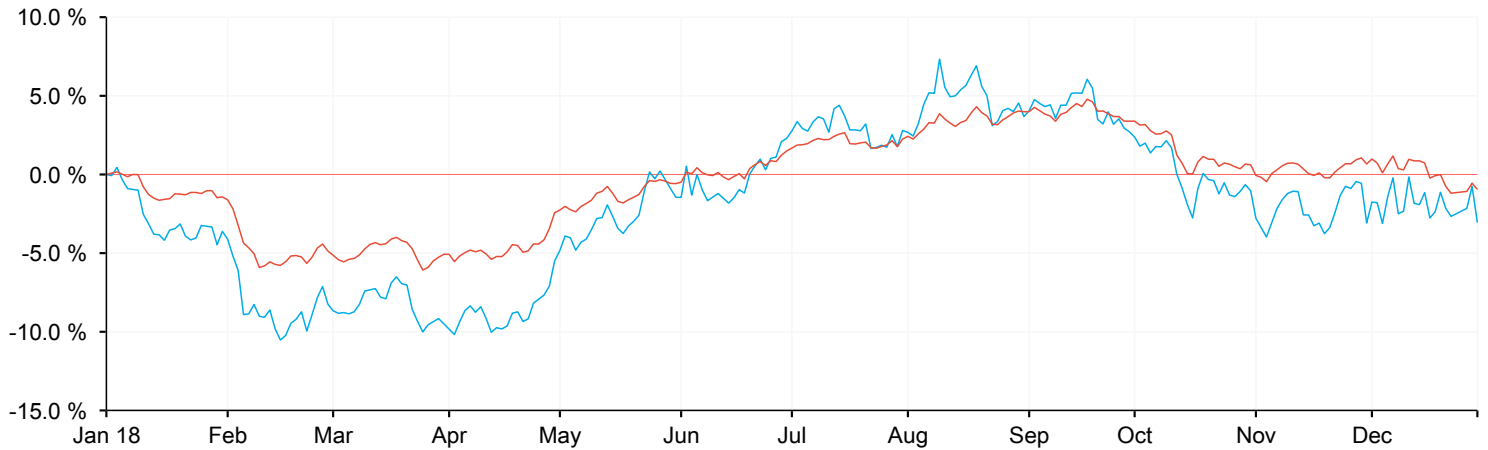


Region Breakdown (as at 31/12/2018)



Cumulative Performance (%) (as at 31/12/2018)

| | 3m | 6m | 1 yr | 3 yrs | 5 yrs | 10 yrs | Since launch |
|---------------------|-------|-------|-------|-------|-------|--------|--------------|
| ■ APN AREIT | -5.62 | -5.23 | -3.06 | 19.12 | 64.64 | n/a | 195.29 |
| ■ Property - Global | -4.20 | -2.40 | -0.95 | 15.59 | 54.43 | 142.51 | n/a |



Discrete Performance (%) (as at 31/12/2018)

| | 0-1 yr | 1-2 yrs | 2-3 yrs | 3-4 yrs | 4-5 yrs |
|---------------------|--------|---------|---------|---------|---------|
| ■ APN AREIT | -3.06 | 10.54 | 11.16 | 16.26 | 18.88 |
| ■ Property - Global | -0.95 | 12.87 | 3.39 | 11.24 | 20.10 |

